

Data Sheet

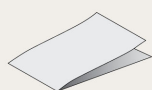
COMMONLY USED SIZES

Bagging Films

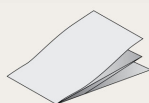
BIG BLUE L-100

Thickness	Width	Length	Weight/Roll	Forms Available*
75 µm (0,003 inch)	4 m (13 feet)	170 m (558 feet)	53 kg (116 lbs)	CF
75 µm (0,003 inch)	6 m (20 feet)	110 m (361 feet)	52 kg (115 lbs)	SWF
75 µm (0,003 inch)	8 m (26 feet)	83 m (272 feet)	51 kg (113 lbs)	DWF
75 µm (0,003 inch)	10 m (33 feet)	67 m (220 feet)	53 kg (116 lbs)	MWF
75 µm (0,003 inch)	12 m (39 feet)	56 m (184 feet)	52 kg (114 lbs)	MWF

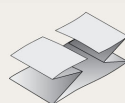
Big Blue L-100 Forms Available:



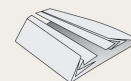
*CF=Centerfold



SWF=Single W-Fold



DWF=Double W-Fold



MWF=Multiple W-Fold

SECURLON® V-45

Thickness	Width	Length	Weight/Roll	Forms Available*
50 µm (0,002 inch)	0,60 m (24 inches)	305 m (1000 feet)	22 kg (48 lbs)	LFT
50 µm (0,002 inch)	0,91 m (36 inches)	305 m (1000 feet)	33 kg (72 lbs)	LFT
50 µm (0,002 inch)	1,21 m (48 inches)	305 m (1000 feet)	44 kg (96 lbs)	LFT
50 µm (0,002 inch)	1,52 m (60 inches)	305 m (1000 feet)	54 kg (120 lbs)	LFT
50 µm (0,002 inch)	1,52 m (60 inches)	305 m (1000 feet)	27 kg (60 lbs)	SHT
50 µm (0,002 inch)	2,03 m (80 inches)	229 m (750 feet)	54 kg (120 lbs)	LFT
50 µm (0,002 inch)	3,05 m (120 inches)	310 m (1000 feet)	54 kg (120 lbs)	CF to 1,52 m (60 inches)

SECURLON® L-500Y

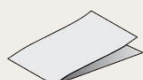
Thickness	Width	Length	Weight/Roll	Forms Available*
50 µm (0,002 inch)	6,07 m (237 inches)	120 m (394 feet)	38,3 kg (84 lbs)	CF to 3 m (118,5 inches)
75 µm (0,003 inch)	2,99 m (118 inches)	120 m (394 feet)	27,6 kg (61 lbs)	SHT (Folded)
75 µm (0,003 inch)	1,52 m (60 inches)	305 m (1000 feet)	35,7 kg (79 lbs)	SHT
75 µm (0,003 inch)	3,05 m (120 inches)	228 m (750 feet)	53,3 kg (118 lbs)	CF to 1,52 (60 inches)

SECURLON® L-1000

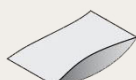
Thickness	Width	Length	Weight/Roll	Forms Available*
50 µm (0,002 inch)	1,52 m (60 inches)	305 m (1000 feet)	27 kg (60 lbs)	SHT
50 µm (0,002 inch)	1,83 m (72 inches)	305 m (1000 feet)	33 kg (72 lbs)	SHT
50 µm (0,002 inch)	4,06 m (160 inches)	229 m (750 feet)	54 kg (120 lbs)	CF to 2,03 m (80 inches)



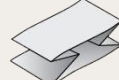
*SHT=Sheeting



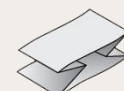
CF=Centerfold



LFT=Lay-Flat Tubing



GT=Gusseted Tubing



G=Gusseted

← Slit Open Edge

Last updated : 2018-02-27

Catalogue position : [Bagging films](#)

Data Sheet

COMMONLY USED SIZES

Bagging Films

SECURLON® L-2000

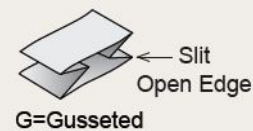
Thickness	Width	Length	Weight/Roll	Forms Available*
50 µm (0,002 inch)	1,52 m (60 inches)	305 m (1000 feet)	27 kg (60 lbs)	SHT
50 µm (0,002 inch)	3,05 m (120 inches)	152 m (500 feet)	27 kg (60 lbs)	CF to 1,52 m (60 inches)
50 µm (0,002 inch)	1,82 m (72 inches)	305 m (1000 feet)	33 kg (72 lbs)	SHT
50 µm (0,002 inch)	4,57 m (180 inches)	152 m (500 feet)	41 kg (90 lbs)	CF to 2,29 m (90 inches)
50 µm (0,002 inch)	3,05 m (120 inches)	305 m (1000 feet)	54 kg (120 lbs)	CF to 1,52 m (60 inches)

STRETCHLON® 850

Thickness	Width	Length	Weight/Roll	Forms Available*
50 µm (0,002 inch)	0,05 m (2 inches)	152 m (500 feet)	0,91 kg (2 lbs)	LFT
50 µm (0,002 inch)	0,10 m (4 inches)	305 m (1000 feet)	3,6 kg (8 lbs)	LFT
50 µm (0,002 inch)	0,15 m (6 inches)	305 m (1000 feet)	5,4 kg (12 lbs)	LFT
50 µm (0,002 inch)	0,30 m (12 inches)	305 m (1000 feet)	10,8 kg (24 lbs)	LFT
50 µm (0,002 inch)	0,45 m (18 inches)	305 m (1000 feet)	16 kg (36 lbs)	LFT
50 µm (0,002 inch)	0,60 m (24 inches)	305 m (1000 feet)	22 kg (48 lbs)	LFT
50 µm (0,002 inch)	0,69 m (27 inches)	305 m (1000 feet)	24 kg (54 lbs)	LFT
50 µm (0,002 inch)	0,91 m (36 inches)	305 m (1000 feet)	33 kg (72 lbs)	LFT
50 µm (0,002 inch)	1,22 m (48 inches)	305 m (1000 feet)	44 kg (96 lbs)	LFT
50 µm (0,002 inch)	1,37 m (54 inches)	305 m (1000 feet)	49 kg (108 lbs)	LFT
50 µm (0,002 inch)	1,52 m (60 inches)	305 m (1000 feet)	54 kg (120 lbs)	LFT
50 µm (0,002 inch)	2,03 m (80 inches)	305 m (1000 feet)	54 kg (120 lbs)	LFT
50 µm (0,002 inch)	2,28 m (90 inches)	228 m (750 feet)	61 kg (135 lbs)	LFT

IPPLON® DPT1000

Thickness	Width	Length	Weight/Roll	Forms Available*
50 µm (0.002 inch)	1,37 m (54 inches)	610 m (2000 feet)	49 kg (108 lbs)	SHT
50 µm (0.002 inch)	1,52 m (60 inches)	305 m (1000 feet)	27 kg (60 lbs)	SHT
50 µm (0.002 inch)	1,82 m (72 inches)	305 m (1000 feet)	33 kg (72 lbs)	SHT
50 µm (0.002 inch)	2,71 m (107 inches)	305 m (1000 feet)	48 kg (107 lbs)	SHT
50 µm (0.002 inch)	3,05 m (120 inches)	305 m (1000 feet)	54 kg (120 lbs)	SHT
50 µm (0.002 inch)	3,55 m (140 inches)	305 m (1000 feet)	63 kg (140 lbs)	SHT
50 µm (0.002 inch)	4,06 m (160 inches)	229 m (750 feet)	54 kg (120 lbs)	CF to 2,03 m (80 inches)
50 µm (0.002 inch)	4,57 m (180 inches)	229 m (750 feet)	61 kg (135 lbs)	CF to 2,29 m (90 inches)



Last updated : 2018-02-27

Catalogue position : [Bagging films](#)

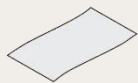
Data Sheet

COMMONLY USED SIZES

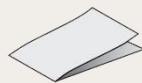
Bagging Films

■ IPPLON® DP1000

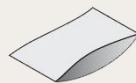
Thickness	Width	Length	Weight/Roll	Forms Available*
50 µm (0,002 inch)	0,05 m (2 inches)	152 m (500 feet)	0,91 kg (2 lbs)	LFT
50 µm (0,002 inch)	0,10 m (4 inches)	305 m (1000 feet)	3,6 kg (8 lbs)	LFT
50 µm (0,002 inch)	0,15 m (6 inches)	305 m (1000 feet)	5,4 kg (12 lbs)	LFT
50 µm (0,002 inch)	0,30 m (12 inches)	305 m (1000 feet)	10,8 kg (24 lbs)	LFT
50 µm (0,002 inch)	0,45 m (18 inches)	305 m (1000 feet)	16 kg (36 lbs)	LFT
50 µm (0,002 inch)	1,21 m (48 inches)	305 m (1000 feet)	22 kg (48 lbs)	SHT
50 µm (0,002 inch)	1,21 m (48 inches)	305 m (1000 feet)	44 kg (96 lbs)	LFT
50 µm (0,002 inch)	1,37 m (54 inches)	610 m (2000 feet)	49 kg (108 lbs)	SHT
50 µm (0,002 inch)	1,52 m (60 inches)	305 m (1000 feet)	27 kg (60 lbs)	SHT
50 µm (0,002 inch)	1,52 m (60 inches)	305 m (1000 feet)	54 kg (120 lbs)	LFT
50 µm (0,002 inch)	1,82 m (72 inches)	305 m (1000 feet)	33 kg (72 lbs)	SHT
50 µm (0,002 inch)	2,03 m (80 inches)	305 m (1000 feet)	36 kg (80 lbs)	SHT
50 µm (0,002 inch)	2,72 m (107 inches)	305 m (1000 feet)	48 kg (107 lbs)	SHT
50 µm (0,002 inch)	3,05 m (120 inches)	305 m (1000 feet)	54 kg (120 lbs)	CF to 1,52 m (60 inches)
50 µm (0,002 inch)	3,05 m (140 inches)	305 m (1000 feet)	63 kg (140 lbs)	SHT
50 µm (0,002 inch)	4,06 m (160 inches)	229 m (750 feet)	54 kg (120 lbs)	CF to 2,03 m (80 inches)
50 µm (0,002 inch)	4,57 m (180 inches)	229 m (750 feet)	61 kg (135 lbs)	CF to 2,29 m (90 inches)
50 µm (0,002 inch)	0,91 m (36 inches)	305 m (1000 feet)	33 kg (72 lbs)	LFT
75 µm (0,003 inch)	1,37 m (54 inches)	457 m (1500 feet)	55 kg (122 lbs)	SHT
75 µm (0,003 inch)	2,71 m (107 inches)	229 m (750 feet)	54 kg (120 lbs)	SHT
75 µm (0,003 inch)	4,57 m (180 inches)	152 m (500 feet)	61 kg (135 lbs)	CF to 2,29 m (90 inches)



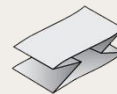
*SHT=Sheeting



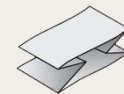
CF=Centerfold



LFT=Lay-Flat
Tubing



GT=Gusseted
Tubing



G=Gusseted

← Slit
Open Edge

Last updated : 2018-02-27

Catalogue position : [Bagging films](#)

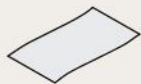
Data Sheet

COMMONLY USED SIZES

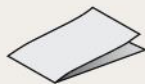
Bagging Films

■ IPPLON® KM1300

Thickness	Width	Length	Weight/Roll	Forms Available*
50 µm (0,002 inch)	0,05 m (2 inches)	152 m (500 feet)	22 kg (48 lbs)	LFT
50 µm (0,002 inch)	0,10 m (4 inches)	305 m (1000 feet)	44 kg (96 lbs)	LFT
50 µm (0,002 inch)	0,15 m (6 inches)	305 m (1000 feet)	27 kg (60 lbs)	LFT
50 µm (0,002 inch)	0,30 m (12 inches)	305 m (1000 feet)	54 kg (120 lbs)	LFT
50 µm (0,002 inch)	0,45 m (18 inches)	305 m (1000 feet)	54 kg (120 lbs)	LFT
50 µm (0,002 inch)	0,60 m (24 inches)	305 m (1000 feet)	22 kg (48 lbs)	LFT
50 µm (0,002 inch)	1,21 m (48 inches)	305 m (1000 feet)	22 kg (48 lbs)	SHT
50 µm (0,002 inch)	1,37 m (54 inches)	610 m (2000 feet)	49 kg (108 lbs)	SHT
50 µm (0,002 inch)	1,52 m (60 inches)	305 m (1000 feet)	27 kg (60 lbs)	SHT
50 µm (0,002 inch)	1,82 m (72 inches)	305 m (1000 feet)	33 kg (72 lbs)	SHT
50 µm (0,002 inch)	2,03 m (80 inches)	229 m (750 feet)	54 kg (120 lbs)	LFT
50 µm (0,002 inch)	2,71 m (107 inches)	305 m (1000 feet)	48 kg (107 lbs)	SHT
50 µm (0,002 inch)	3,05 m (120 inches)	305 m (1000 feet)	54 kg (120 lbs)	CF to 1,52 m (60 inches)
50 µm (0,002 inch)	4,06 m (160 inches)	229 m (750 feet)	54 kg (120 lbs)	CF to 2,03 m (80 inches)
50 µm (0,002 inch)	7,11 m (280 inches)	152 m (500 feet)	63 kg (140 lbs)	CF to 3,56 m (140 inches)
50 µm (0,002 inch)	0,91 m (36 inches)	305 m (1000 feet)	33 kg (72 lbs)	LFT
50 µm (0,002 inch)	1,52 m (60 inches)	305 m (1000 feet)	54 kg (120 lbs)	LFT
50 µm (0,002 inch)	2,29 m (90 inches)	229 m (750 feet)	61 kg (135 lbs)	LFT
75 µm (0,003 inch)	1,52 m (60 inches)	305 m (1000 feet)	41 kg (90 lbs)	SHT
75 µm (0,003 inch)	1,82 m (72 inches)	305 m (1000 feet)	49 kg (108 lbs)	SHT
75 µm (0,003 inch)	2,71 m (107 inches)	229 m (750 feet)	54 kg (120 lbs)	SHT
75 µm (0,003 inch)	4,06 m (160 inches)	152 m (500 feet)	54 kg (120 lbs)	CF to 2,03 m (80 inches)
75 µm (0,003 inch)	7,11 m (280 inches)	102 m (335 feet)	64 kg (141 lbs)	CF to 3,56 m (140 inches)



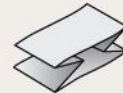
*SHT=Sheeting



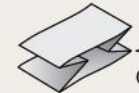
CF=Centerfold



LFT=Lay-Flat
Tubing



GT=Gusseted
Tubing



G=Gusseted

← Slit
Open Edge

Last updated : 2018-02-27

Catalogue position : [Bagging films](#)

Data Sheet

COMMONLY USED SIZES

Bagging Films

IPPLON® WN1500

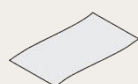
Thickness	Width	Length	Weight/Roll	Forms Available*
50 µm (0,002 inch)	2,71 m (48 inches)	305 m (1000 feet)	44 kg (96 lbs)	LFT
50 µm (0,002 inch)	1,37 m (54 inches)	610 m (2000 feet)	49 kg (108 lbs)	SHT
50 µm (0,002 inch)	1,52 m (60 inches)	305 m (1000 feet)	27 kg (60 lbs)	SHT
50 µm (0,002 inch)	1,52 m (60 inches)	305 m (1000 feet)	54 kg (120 lbs)	LFT
50 µm (0,002 inch)	1,82 m (72 inches)	305 m (1000 feet)	33 kg (72 lbs)	SHT
50 µm (0,002 inch)	2,03 m (80 inches)	305 m (1000 feet)	36 kg (80 lbs)	SHT
50 µm (0,002 inch)	2,71 m (107 inches)	305 m (1000 feet)	48 kg (107 lbs)	SHT
50 µm (0,002 inch)	3,05 m (120 inches)	305 m (1000 feet)	54 kg (120 lbs)	CF to 1,52 m (60 inches)
50 µm (0,002 inch)	4,06 m (160 inches)	229 m (750 feet)	54 kg (120 lbs)	CF to 2,03 m (80 inches)
50 µm (0,002 inch)	4,57 m (180 inches)	229 m (750 feet)	61 kg (135 lbs)	CF to 2,29 m (90 inches)
75 µm (0,003 inch)	1,52 m (60 inches)	305 m (1000 feet)	41 kg (90 lbs)	SHT
75 µm (0,003 inch)	4,06 m (160 inches)	152 m (500 feet)	54 kg (120 lbs)	CF to 2,03 m (80 inches)

WRIGHTLON® 600V

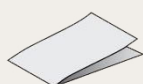
Thickness	Width	Length	Weight/Roll	Forms Available*
50 µm (0,002 inch)	0,60 m (24 inches)	305 m (1000 feet)	22 kg (48 lbs)	LFT
50 µm (0,002 inch)	0,91 m (36 inches)	305 m (1000 feet)	33 kg (72 lbs)	LFT
50 µm (0,002 inch)	1,21 m (48 inches)	305 m (1000 feet)	44 kg (96 lbs)	LFT
50 µm (0,002 inch)	1,52 m (60 inches)	305 m (1000 feet)	54 kg (120 lbs)	LFT
50 µm (0,002 inch)	4,57 m (180 inches)	152 m (500 feet)	41 kg (90 lbs)	CF to 2,29 m (90 inches)

WRIGHTLON® 6400

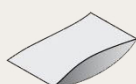
Thickness	Width	Length	Weight/Roll	Forms Available*
50 µm (0,002 inch)	1,52 m (60 inches)	305 m (1000 feet)	27 kg (60 lbs)	SHT
50 µm (0,002 inch)	1,82 m (72 inches)	305 m (1000 feet)	33 kg (72 lbs)	SHT
50 µm (0,002 inch)	3,05 m (120 inches)	305 m (1000 feet)	54 kg (120 lbs)	CF to 1,52 m (60 inches)
50 µm (0,002 inch)	4,57 m (180 inches)	229 m (750 feet)	61 kg (135 lbs)	CF to 2,29 m (90 inches)
75 µm (0,003 inch)	1,52 m (60 inches)	305 m (1000 feet)	41 kg (90 lbs)	SHT



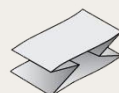
*SHT=Sheeting



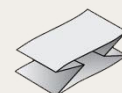
CF=Centerfold



LFT=Lay-Flat
Tubing



GT=Gusseted
Tubing



G=Gusseted

← Slit
Open Edge

Last updated : 2018-02-27

Catalogue position : [Bagging films](#)

Data Sheet

COMMONLY USED SIZES

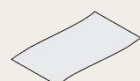
Bagging Films

WRIGHTLON® 5400

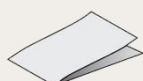
Thickness	Width	Length	Weight/Roll	Forms Available*
50 µm (0,002 inch)	0,91 m (36 inches)	305 m (1000 feet)	16 kg (36 lbs)	SHT
50 µm (0,002 inch)	0,91 m (36 inches)	305 m (1000 feet)	33 kg (72 lbs)	LFT
50 µm (0,002 inch)	1,21 m (48 inches)	305 m (1000 feet)	44 kg (96 lbs)	LFT
50 µm (0,002 inch)	1,37 m (54 inches)	610 m (2000 feet)	49 kg (108 lbs)	SHT
50 µm (0,002 inch)	1,37 m (54 inches)	305 m (1000 feet)	49 kg (108 lbs)	LFT
50 µm (0,002 inch)	1,52 m (60 inches)	305 m (1000 feet)	27 kg (60 lbs)	SHT
50 µm (0,002 inch)	1,52 m (60 inches)	305 m (1000 feet)	54 kg (120 lbs)	LFT
50 µm (0,002 inch)	1,82 m (72 inches)	305 m (1000 feet)	33 kg (72 lbs)	SHT
50 µm (0,002 inch)	2,03 m (80 inches)	229 m (750 feet)	54 kg (120 lbs)	LFT
50 µm (0,002 inch)	2,03 m (80 inches)	305 m (1000 feet)	36 kg (80 lbs)	SHT
50 µm (0,002 inch)	2,28 m (90 inches)	229 m (750 feet)	61 kg (135 lbs)	LFT
50 µm (0,002 inch)	3,05 m (120 inches)	305 m (1000 feet)	54 kg (120 lbs)	CF to 1,52 m (60 inches)
50 µm (0,002 inch)	4,06 m (160 inches)	152 m (500 feet)	36 kg (80 lbs)	CF to 2,03 m (80 inches)
50 µm (0,002 inch)	4,06 m (160 inches)	229 m (750 feet)	54 kg (120 lbs)	CF to 2,03 m (80 inches)
50 µm (0,002 inch)	4,57 m (180 inches)	152 m (500 feet)	41 kg (90 lbs)	CF to 2,29 m (90 inches)
50 µm (0,002 inch)	4,57 m (180 inches)	229 m (750 feet)	61 kg (135 lbs)	CF to 2,29 m (90 inches)
75 µm (0,003 inch)	3,05 m (120 inches)	229 m (750 feet)	61 kg (135 lbs)	CF to 1,52 m (60 inches)

WRIGHTLON® 8400

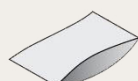
Thickness	Width	Length	Weight/Roll	Forms Available*
50 µm (0,002 inch)	1,37 m (54 inches)	610 m (2000 feet)	49 kg (108 lbs)	SHT
50 µm (0,002 inch)	1,52 m (60 inches)	305 m (1000 feet)	27 kg (60 lbs)	SHT
50 µm (0,002 inch)	3,05 m (120 inches)	305 m (1000 feet)	54 kg (120 lbs)	SHT
50 µm (0,002 inch)	0,68 m (27 inches)	305 m (1000 feet)	24 kg (54 lbs)	LFT
75 µm (0,003 inch)	1,21 m (48 inches)	229 m (750 feet)	24 kg (54 lbs)	SHT
75 µm (0,003 inch)	1,37 m (54 inches)	457 m (1500 feet)	55 kg (122 lbs)	SHT



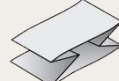
*SHT=Sheeting



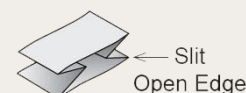
CF=Centerfold



LFT=Lay-Flat
Tubing



GT=Gusseted
Tubing



G=Gusseted

← Slit
Open Edge

Last updated : 2018-02-27

Catalogue position : [Bagging films](#)

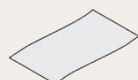
Data Sheet

COMMONLY USED SIZES

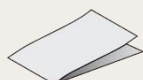
Bagging Films

■ WRIGHTLON® 7400

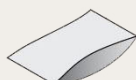
Thickness	Width	Length	Weight/Roll	Forms Available*
50 µm (0,002 inch)	0,05 m (2 inches)	152 m (500 feet)	0,91 kg (2 lbs)	LFT
50 µm (0,002 inch)	0,10 m (4 inches)	305 m (1000 feet)	3,6 kg (8 lbs)	LFT
50 µm (0,002 inch)	0,15 m (6 inches)	305 m (1000 feet)	5,4 kg (12 lbs)	LFT
50 µm (0,002 inch)	0,30 m (12 inches)	305 m (1000 feet)	10,8 kg (24 lbs)	LFT
50 µm (0,002 inch)	0,45 m (18 inches)	305 m (1000 feet)	16 kg (36 lbs)	LFT
50 µm (0,002 inch)	0,91 m (36 inches)	610 m (2000 feet)	33 kg (72 lbs)	SHT
50 µm (0,002 inch)	1,37 m (54 inches)	610 m (2000 feet)	49 kg (108 lbs)	SHT
50 µm (0,002 inch)	1,52 m (60 inches)	305 m (1000 feet)	27 kg (60 lbs)	SHT
50 µm (0,002 inch)	1,83 m (72 inches)	305 m (1000 feet)	33 kg (72 lbs)	SHT
50 µm (0,002 inch)	2,03 m (80 inches)	305 m (1000 feet)	36 kg (80 lbs)	SHT
50 µm (0,002 inch)	2,44 m (96 inches)	305 m (1000 feet)	43 kg (96 lbs)	SHT
50 µm (0,002 inch)	2,72 m (107 inches)	305 m (1000 feet)	48 kg (107 lbs)	SHT
50 µm (0,002 inch)	3,05 m (120 inches)	305 m (1000 feet)	54 kg (120 lbs)	CF to 1,52 m (60 inches)
50 µm (0,002 inch)	4,06 m (160 inches)	229 m (750 feet)	54 kg (120 lbs)	CF to 2,03 m (80 inches)
50 µm (0,002 inch)	0,61 m (24 inches)	305 m (1000 feet)	22 kg (48 lbs)	LFT
50 µm (0,002 inch)	0,68 m (27 inches)	305 m (1000 feet)	24 kg (54 lbs)	LFT
50 µm (0,002 inch)	0,91 m (36 inches)	305 m (1000 feet)	33 kg (72 lbs)	LFT
50 µm (0,002 inch)	3,65 m (144 inches)	229 m (750 feet)	49 kg (108 lbs)	CF to 1,82 m (72 inches)
50 µm (0,002 inch)	4,57 m (180 inches)	229 m (750 feet)	61 kg (135 lbs)	CF to 2,28 m (90 inches)
50 µm (0,002 inch)	1,52 m (60 inches)	305 m (1000 feet)	54 kg (120 lbs)	LFT
75 µm (0,003 inch)	1,37 m (54 inches)	457 m (1500 feet)	55 kg (122 lbs)	SHT
75 µm (0,003 inch)	1,52 m (60 inches)	305 m (1000 feet)	41 kg (90 lbs)	SHT
75 µm (0,003 inch)	1,83 m (72 inches)	305 m (1000 feet)	49 kg (108 lbs)	SHT
75 µm (0,003 inch)	2,72 m (107 inches)	229 m (750 feet)	54 kg (120 lbs)	SHT
75 µm (0,003 inch)	3,05 m (120 inches)	229 m (750 feet)	61 kg (135 lbs)	CF to 1,52 m (60 inches)
75 µm (0,003 inch)	3,55 m (140 inches)	152 m (500 feet)	48 kg (105 lbs)	SHT
75 µm (0,003 inch)	4,06 m (160 inches)	152 m (500 feet)	54 kg (120 lbs)	CF to 2,03 m (80 inches)



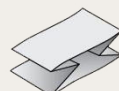
*SHT=Sheeting



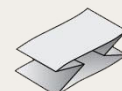
CF=Centerfold



LFT=Lay-Flat
Tubing



GT=Gusseted
Tubing



G=Gusseted
← Slit
Open Edge

Last updated : 2018-02-27

Catalogue position : [Bagging films](#)

Data Sheet

COMMONLY USED SIZES

Bagging Films

DAHLAR® RELEASE BAG 125

Thickness	Width	Length	Weight/Roll	Forms Available*
25 µm (0,001 inch)	1,52 m (60 inches)	61 m (200 feet)	2 kg (5 lbs)	SHT
25 µm (0,001 inch)	1,52 m (60 inches)	305 m (1000 feet)	11 kg (24 lbs)	SHT
50 µm (0,002 inch)	1,52 m (60 inches)	305 m (1000 feet)	22 kg (48 lbs)	SHT
50 µm (0,002 inch)	1,52 m (60 inches)	610 m (2000 feet)	43 kg (95 lbs)	SHT
50 µm (0,002 inch)	3,05 m (120 inches)	305 m (1000 feet)	43 kg (95 lbs)	CF to 1,52 m (60 inches)
50 µm (0,002 inch)	3,05 m (120 inches)	152 m (500 feet)	23 kg (52 lbs)	SHT (Embossed Film)
50 µm (0,002 inch)	3,05 m (120 inches)	305 m (1000 feet)	47 kg (104 lbs)	SHT (Embossed Film)

DAHLAR® RELEASE BAG 375

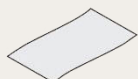
Thickness	Width	Length	Weight/Roll	Forms Available*
70 µm (0,0027 inch)	0,050 m (2 inches)	152 m (500 feet)	1,10 kg (2,4 lbs)	LFT
70 µm (0,0027 inch)	0,101 m (4 inches)	152 m (500 feet)	2,12 kg (4,7 lbs)	LFT
70 µm (0,0027 inch)	0,152 m (6 inches)	152 m (500 feet)	3,18 kg (7,0 lbs)	LFT
70 µm (0,0027 inch)	0,203 m (8 inches)	152 m (500 feet)	4,24 kg (9,3 lbs)	LFT

DAHLAR® RELEASE BAG 460

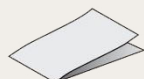
Thickness	Width	Length	Weight/Roll	Forms Available*
70 µm (0,0027 inch)	0,050 m (2 inches)	152 m (500 feet)	1,35 kg (3 lbs)	LFT
70 µm (0,0027 inch)	0,101 m (4 inches)	152 m (500 feet)	2,69 kg (6 lbs)	LFT
70 µm (0,0027 inch)	0,152 m (6 inches)	152 m (500 feet)	4,04 kg (8,9 lbs)	LFT
70 µm (0,0027 inch)	0,203 m (8 inches)	152 m (500 feet)	5,39 kg (11,9 lbs)	LFT

DAHLAR® RELEASE BAG 500

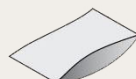
Thickness	Width	Length	Weight/Roll	Forms Available*
70 µm (0,0027 inch)	0,050 m (2 inches)	152 m (500 feet)	1,48 kg (3,2 lbs)	LFT
70 µm (0,0027 inch)	0,101 m (4 inches)	152 m (500 feet)	2,98 kg (6,5 lbs)	LFT
70 µm (0,0027 inch)	0,152 m (6 inches)	152 m (500 feet)	4,48 kg (9,8 lbs)	LFT
70 µm (0,0027 inch)	0,203 m (8 inches)	152 m (500 feet)	5,98 kg (13,1 lbs)	LFT



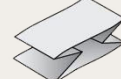
*SHT=Sheeting



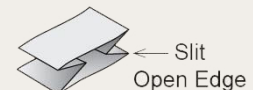
CF=Centerfold



LFT=Lay-Flat
Tubing



GT=Gusseted
Tubing



G=Gusseted

Last updated : 2018-02-27

Catalogue position : [Bagging films](#)